

“Where We Stride with Pride and Academic Excellence”



Carver MS

Media Center Collection Development Plan
2023-24

Samuel Danner

Samuel Danner (Oct 13, 2023 11:35 EDT)

Samuel Danner
Principal

Renee Lester

Renee Lester
Certified Educational Media Specialist

Table of Contents

Table of Contents	2
Executive Summary	2
District Strategic Plan 2025	3
School Collection Development Plan	3
School Assessment Analysis	4
Collection Analysis	4
Collection Analysis by Category	5
Notes	6
Representation Analysis	7
Results	7
Strategic Focus	8
Budget and Purchasing Plan	9
Annual Budget 2023-2024	9
Purchasing Plan 2023-2024	9
Year-to-Year Collection Change	10

Executive Summary

District Strategic Plan 2025

Orange County Public Schools is the eighth-largest school district in the United States and the fourth largest in Florida. The district serves more than 206,000 students at 202 schools and is one of the largest employers in Central Florida with more than 25,000 team members.

Vision: To ensure every student has a promising and successful future.

Mission: With the support of families and the community, we create enriching and diverse pathways to lead our students to success.

School Collection Development Plan

Carver MS serves 672 students enrolled in grades sixth through eighth. The student population's ethnicity is made of 12% Hispanic and 88% Non-Hispanic students. Additionally, we serve a diverse population made up of 10% White, 88% Black, 0% Native, 0% Asian, 0% Pacific, and 1% Multicultural students.

The administration includes Principal Samuel Danner and Assistant Principals Maurice Simmons, Lakecia Green, and Toyka Campbell. Carver MS is proud to offer the many special programs which provide students with opportunities. These include SGA, BETA Club, All-Stars, SSYRA Books Club/Team, Young Kings, and FYV Club.

A thorough analysis of the current media center collection at Carver MS indicates that the average age of the collection is 2015 and the number of books per student is 12. The [American Association for School Libraries](#) has established a criteria for highly effective media centers that includes a ratio of 15-20 books available per student in the collection.

At this time, Carver MS does not meet the recommended standards for the number of books per student.

The analysis of the collection also revealed the following areas of strengths and concerns:

- Based on the reading scores, *high interest lower* reading level books would appeal to a large number of students .
- In addition to the physical media center collection, the district provides almost 5,000 eBooks, audiobooks, and digital magazines
- The collection's average age is 2015 which is newer than the district average

School Assessment Analysis

The school assessment analysis provides an overview of the school's assessment data for the previous two school years.

Proficiency Data							
Assessment	2021-22	Assessment	2022-23	Assessment	2021-22	Assessment	2022-23
FSA ELA Grade 6	26%	FAST ELA Proficiency Grade 6	18%	FSA Math Grade 6	25%	FAST Math Proficiency Grade 6	32%
FSA ELA Grade 7	25%	FAST ELA Proficiency Grade 7	22%	FSA Math Grade 7	22%	FAST Math Proficiency Grade 7	22%
FSA ELA Grade 8	24%	FAST ELA Proficiency Grade 8	34%	FSA Math Grade 8	38%	FAST Math Proficiency Grade 8	33%
Civics EOC	42%	Civics EOC	38%	FSA Algebra 1 EOC	98%	BEST Algebra 1 EOC	87%
NGSSS Sci 8 EOC	28%	NGSSS Sci 8 EOC	30%	FSA Geometry EOC	100%	BEST Geometry EOC	100%

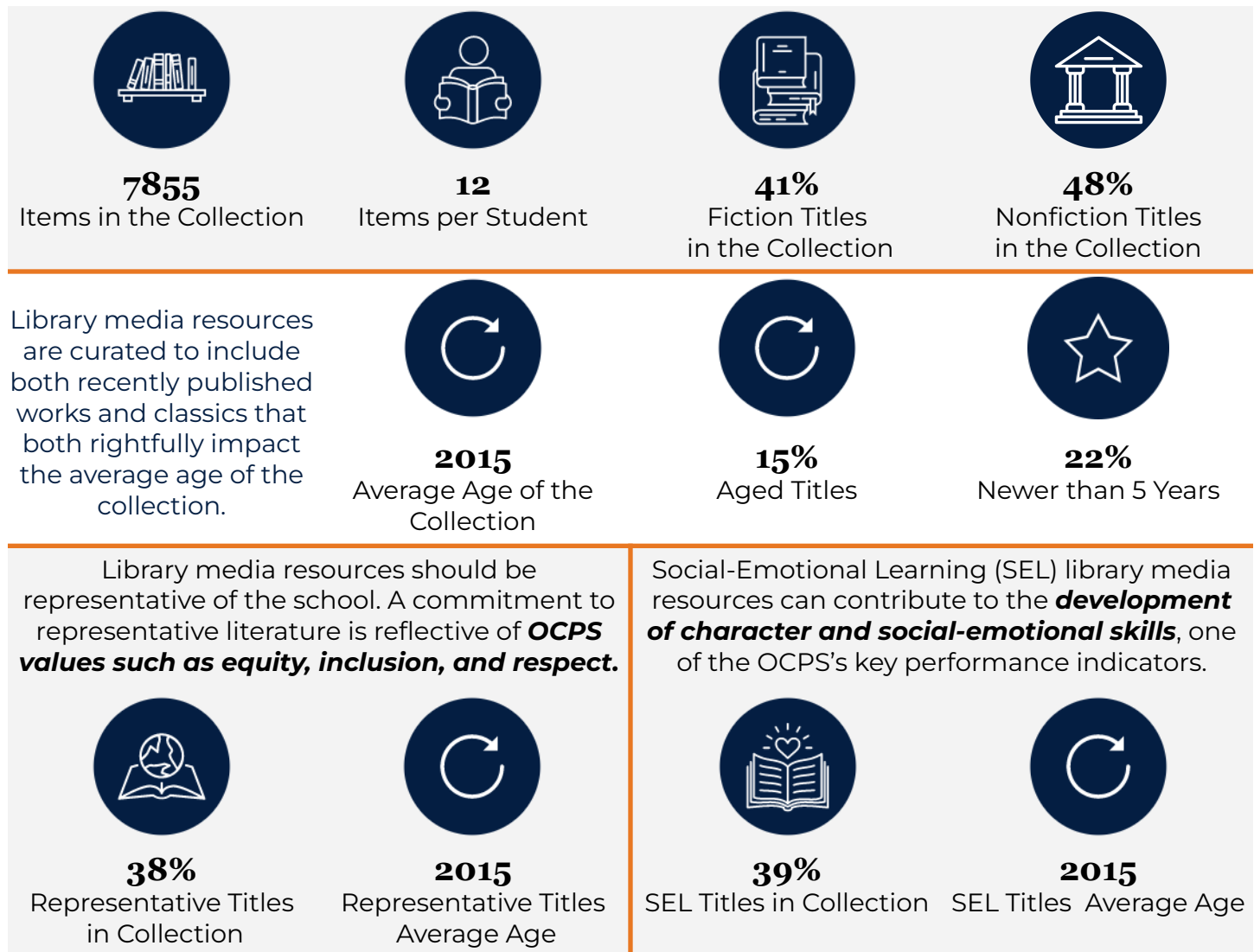
Comparison between 2021-22 and 2022-23 Testing Data

(adapted from <https://www.fldoe.org/accountability/assessments/k-12-student-assessment/results/2023.stm>)

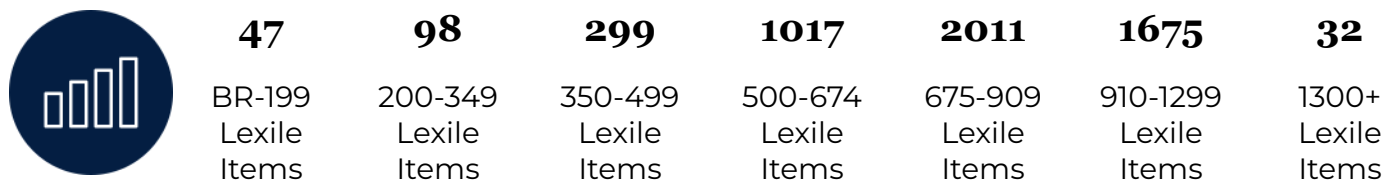
In 2023, the state transitioned from Florida Standards Assessments (FSA) to Florida Assessment of Student Thinking (FAST) for English Language Arts (ELA) and Mathematics. The 2022-23 for FAST and Benchmarks for Excellent Student Thinking (B.E.S.T.) End-of-Course (EOC) assessments are based on **provisional** achievement level cuts that are linked to each assessment's respective 2021-22 reporting scale. Comparisons should not be made between the 2023 data and previous years' data.

Collection Analysis

The collection is developed for and influenced by students, their interests, academic needs and alignment to the curriculum. The data below is a snapshot of the collection based on a Titlewise Analysis from July 2023. Purchasing or weeding after that time is not reflected in this data.



Library media resources are distributed across the ***Lexile reading level ranges*** noted below.



Collection Analysis by Category

The information collected in this section provides a detailed look at the current library collection by classification and genre. The information was gathered from Follett Destiny, the library management system, and Titlewave, the vendor's ordering and analysis tool.

Section	# of Titles	Average Age
Computer Science, Information & General Works	105	2016
Philosophy & Psychology	44	2017
Religion	32	2017
Social Sciences	873	2016
Language	59	2010
Science	374	2017
Technology	454	2017
Arts & Recreation	259	2017
Literature	160	2010
History & Geography	570	2016
Biography	648	2016
Easy	9	2010
General Fiction	3219	2014
Graphic Novels	849	2013

Notes

- Although the average age of the Computer Science, Information & General Works is 2015, 71 titles are aged and may need to be weeded
- Increase the number of Easy Reader titles to offer to ELL students who are acquiring English language skills
- Acquire additional titles in languages other than English (Creole, Spanish)

Representation Analysis

Enrollment & Demographic Data					
<div>672</div> <div>2023-24 Student Enrollment as of September 7, 2023</div>	Subgroups		Federal Ethnicity		
	20% ELL	13% ESE	12% Hispanic	88% Non-Hispanic	
Federal Race Category					
10% White	88% Black	0% Native	0% Asian	0% Pacific	1% Multicultural

To deepen focus on strategic collection development, specific sections of the collection were analyzed in detail to determine whether the media center collection reflects and represents various points of view and experiences. The goal is to provide a balanced collection that can be both a mirror, to reflect a reader's experience, and a window, so readers can experience different viewpoints.

Results

Based on the available school data of Carver MS in comparison to Collection Analysis results, it was found that:

Student Representation	% of Students	Total # of Titles	Total % of Titles	Avg. Age of Titles
Hispanic	12%	130	2%	2014
Black	88%	795	10%	2016

Strategic Focus

This page lists the priorities for selection and weeding for each school year and includes the action, updates, and outcomes. This is subject to change due to funding and time constraints.

School Year	Strategic Focus
2023-2024	Selection Priorities <ul style="list-style-type: none">• Increase Diverse titles that reflect school population• Add fiction titles based on student interest• SSYRA books for 24-25 year
	Weeding Priorities <ul style="list-style-type: none">• 600 Section (Technology)• Dewey 003-007 System Data/ Computer Programs (71 aged titles)• Uncirculated Biographies
2024-2025	Selection Priorities <ul style="list-style-type: none">• Increase the amount of titles in Creole and Spanish• Add new titles to Dewey 003-007 System Data/ Computer Programs• Update Biography section
	Weeding Priorities <ul style="list-style-type: none">• Weed aged titles in fiction and nonfiction• Weed outdated testing prep manuals• Weed multiple copies of titles

Budget and Purchasing Plan

This page outlines the current budget available and specifically lists the priorities for this school year (2023-2024).

Annual Budget 2023-2024

State Funds	
Source	Amount
State (1001111000)	\$4,363.45
Internal Accounts	
Source	Amount
Account 4376	\$10.00
Account 7351	\$1292.12
TOTAL	\$5665.57

Purchasing Plan 2023-2024

Approximate Purchasing Plan	
Purpose	Amount
SSYRA Books for 2024-25 School Year	\$1025
Diverse titles in fiction and nonfiction	\$1500
Fiction Selections based on student interest	\$1700
Replacement of lost books (popular titles)	\$600
Library Supplies/ Student Incentives	\$200
TOTAL	\$5025

Year-to-Year Collection Change

The information below represents the year-to-year change within the library media center collection from the 2022-23 to 2023-24 school year. The 2022-23 data is based on a collection analysis from June 2022, while the 2023-24 is based on a collection analysis from July 2023.

Data Reflection

- The amount of titles per student increased from 10 to 12
- The average age of the titles remained the same at 2015 which is better than the district average
- The amount of titles added to the collection was greater than the amount weeded
- The amount of representative titles remained the same but needs to increase in the coming year

2022-23 Purchased and Weeded Materials		
Materials Added to the Collection	623	Materials Weeded from the Collection 120
Category	2022-23	2023-24
 Items in the Collection	7291	7855
 Items per Student	10	12
 Average Age of Collection	2015	2015
 Representative Titles in the Collection	38%	38%






Carver Collection Development Plan

Final Audit Report

2023-10-13

Created:	2023-10-10
By:	Renee Lester (renee.lester@ocps.net)
Status:	Signed
Transaction ID:	CBJCHBCAABAAHyJZAijxdigXyX6J53LrhD9Oho8J1Opk

"Carver Collection Development Plan" History

-  Document created by Renee Lester (renee.lester@ocps.net)
2023-10-10 - 6:10:26 PM GMT- IP address: 168.184.83.218
-  Document emailed to Samuel Danner (samuel.danner@ocps.net) for signature
2023-10-10 - 6:13:01 PM GMT
-  Email viewed by Samuel Danner (samuel.danner@ocps.net)
2023-10-13 - 3:34:51 PM GMT- IP address: 168.184.83.222
-  Document e-signed by Samuel Danner (samuel.danner@ocps.net)
Signature Date: 2023-10-13 - 3:35:14 PM GMT - Time Source: server- IP address: 168.184.83.222
-  Agreement completed.
2023-10-13 - 3:35:14 PM GMT